

40 200m Freestyle Men Final

Official

☰ Qualified
☰ Heats
☰ Summary
📄

1 heat Final 13 years

Started at: 07:05 PM (+ 7 min)

Official

Lane	Competitor	Age	Club	RT	PTS	Rank	Result
0	Lucas Wong	13	Howi...	0.60		9	2:14.18 Entry: 2:12.93 +1.25
	50m: 30.10		100m: 1:04.48 (34.38)				150m: 1:39.06 (34.58)
	200m: 2:14.18 (35.12)						
1	Noah Lomas	13	Swi...	0.67		8	2:11.90 Entry: 2:12.28 -0.38
	50m: 30.39		100m: 1:04.45 (34.06)				150m: 1:39.36 (34.91)
	200m: 2:11.90 (32.54)						
2	James Zhang	13	Parn...	0.70		6	2:08.76 Entry: 2:09.03 -0.27
	50m: 28.80		100m: 1:01.66 (32.86)				150m: 1:35.35 (33.69)
	200m: 2:08.76 (33.41)						
3	Cooper Ketchen (V)	13	Unite...	0.67		3	2:06.24 Entry: 2:08.23 -1.99
	50m: 29.41		100m: 1:01.89 (32.48)				150m: 1:34.70 (32.81)
	200m: 2:06.24 (31.54)						
4	Grayson Coulter	13	Nort...	0.64		1	1:56.44 Entry: 1:54.80 +1.64
	50m: 26.47		100m: 55.37 (28.90)				150m: 1:25.88 (30.51)
	200m: 1:56.44 (30.56)						
5	Tyrell Nemeth-Ford (V)	13	Austr...	0.61		2	2:03.82 Entry: 2:06.77 -2.95
	50m: 28.42		100m: 1:00.42 (32.00)				150m: 1:32.22 (31.80)
	200m: 2:03.82 (31.60)						
6	Dominic Barton	13	Nort...	0.74		4	2:06.72 Entry: 2:08.48 -1.76
	50m: 29.40		100m: 1:02.90 (33.50)				150m: 1:35.63 (32.73)
	200m: 2:06.72 (31.09)						
7	Zachary Horton	13	Jasi ...	0.66		5	2:07.70 Entry: 2:11.43 -3.73
	50m: 29.58		100m: 1:03.51 (33.93)				150m: 1:36.68 (33.17)
	200m: 2:07.70 (31.02)						
8	Manson Meng	13	Wait...	0.65		7	2:11.87 Entry: 2:12.76 -0.89
	50m: 28.84		100m: 1:01.70 (32.86)				150m: 1:36.59 (34.89)
	200m: 2:11.87 (35.28)						
9	Fletcher Cummings	13	Liz v...	0.73		10	2:15.66 Entry: 2:13.66 +2.00
	50m: 30.21		100m: 1:04.51 (34.30)				150m: 1:40.49 (35.98)
	200m: 2:15.66 (35.17)						

2 heat Final 14 years

Started at: 07:09 PM (+ 7 min)

Official

Lane	Competitor	Age	Club	RT	PTS	Rank	Result
------	------------	-----	------	----	-----	------	--------









0	Jackson Rowlands	14	Aqua... 0.70	9	2:09.78 Entry: 2:09.28 +0.50
	50m: 29.12 200m: 2:09.78 (33.82)		100m: 1:01.82 (32.70) 150m: 1:35.96 (34.14)		
1	William Tye	14	Nga ... 0.72	7	2:07.42 Entry: 2:07.80 -0.38
	50m: 28.08 200m: 2:07.42 (33.76)		100m: 1:00.02 (31.94) 150m: 1:33.66 (33.64)		
2	William Callow	14	Aqua... 0.70	5	2:03.76 Entry: 2:05.39 -1.63
	50m: 28.90 200m: 2:03.76 (32.06)		100m: 59.66 (30.76) 150m: 1:31.70 (32.04)		
3	Zandre Herbst	14	Wha... 0.69	4	2:03.45 Entry: 2:04.69 -1.24
	50m: 27.55 200m: 2:03.45 (32.96)		100m: 58.35 (30.80) 150m: 1:30.49 (32.14)		
4	Charlie Dickison	14	Nga ... 0.68	1	1:59.65 Entry: 2:03.46 -3.81
	50m: 27.50 200m: 1:59.65 (31.31)		100m: 57.71 (30.21) 150m: 1:28.34 (30.63)		
5	Everett Williams	14	Mata... 0.76	2	2:02.22 Entry: 2:04.50 -2.28
	50m: 27.30 200m: 2:02.22 (32.35)		100m: 58.04 (30.74) 150m: 1:29.87 (31.83)		
6	Tyler Lushkott	14	Unite... 0.65	3	2:02.38 Entry: 2:04.78 -2.40
	50m: 28.05 200m: 2:02.38 (30.41)		100m: 59.48 (31.43) 150m: 1:31.97 (32.49)		
7	Charles Jessen	14	Kiwi ... 0.65	6	2:05.22 Entry: 2:06.92 -1.70
	50m: 28.42 200m: 2:05.22 (32.85)		100m: 1:00.01 (31.59) 150m: 1:32.37 (32.36)		
8	Simiosi Tukia	14	St P... 0.75	10	2:10.98 Entry: 2:09.08 +1.90
	50m: 29.38 200m: 2:10.98 (34.41)		100m: 1:02.44 (33.06) 150m: 1:36.57 (34.13)		
9	Grayson Swanepoel	14	Coas... 0.68	8	2:07.97 Entry: 2:09.66 -1.69
	50m: 28.77 200m: 2:07.97 (34.17)		100m: 1:00.18 (31.41) 150m: 1:33.80 (33.62)		

3 heat		Final 15 years		Started at: 07:13 PM (+ 7 min)		Official	
Lane	Competitor	Age	Club	RT	PTS	Rank	Result
0	Sean Burke	15	Nort... 0.78	10	2:06.55 Entry: 2:04.57 +1.98		
	50m: 28.10 200m: 2:06.55 (33.69)		100m: 59.70 (31.60) 150m: 1:32.86 (33.16)				
1	Aidan Taylor	15	Howi... 0.65	8	2:04.56 Entry: 2:04.16 +0.40		
	50m: 27.55 200m: 2:04.56 (32.65)		100m: 59.19 (31.64) 150m: 1:31.91 (32.72)				
2	Sam Skidmore	15	Troja... 0.68	5	2:02.93 Entry: 2:02.91 +0.02		
	50m: 26.99 200m: 2:02.93 (32.65)		100m: 57.49 (30.50) 150m: 1:30.08 (32.59)				

200m: 2:02.93 (32.85)

3	Leo English	15	Swi... 0.73	1	1:56.10 Entry: 1:59.76 -3.66
	50m: 26.50 100m: 55.68 (29.18) 150m: 1:25.91 (30.23)				
	200m: 1:56.10 (30.19)				
4	Liam Curling	15	Coas... 0.60	2	1:57.30 Entry: 1:59.25 -1.95
	50m: 25.60 100m: 54.65 (29.05) 150m: 1:25.34 (30.69)				
	200m: 1:57.30 (31.96)				
5	Alex Sandford	15	Coas... 0.68	4	2:00.71 Entry: 1:59.47 +1.24
	50m: 26.78 100m: 57.00 (30.22) 150m: 1:29.13 (32.13)				
	200m: 2:00.71 (31.58)				
6	Soeren Wells	15	Whar... 0.79	3	2:00.23 Entry: 2:00.97 -0.74
	50m: 27.38 100m: 57.76 (30.38) 150m: 1:29.32 (31.56)				
	200m: 2:00.23 (30.91)				
7	Sheldon Hogan	15	Mt M... 0.62	7	2:03.77 Entry: 2:03.87 -0.10
	50m: 28.33 100m: 59.64 (31.31) 150m: 1:31.42 (31.78)				
	200m: 2:03.77 (32.35)				
8	Declan Broadfoot	15	Pirat... 0.71	6	2:03.35 Entry: 2:04.42 -1.07
	50m: 27.72 100m: 58.57 (30.85) 150m: 1:31.04 (32.47)				
	200m: 2:03.35 (32.31)				
9	Theo Delande (V)	15	Cercl... 0.67	9	2:05.66 Entry: 2:04.75 +0.91
	50m: 28.46 100m: 1:00.19 (31.73) 150m: 1:33.03 (32.84)				
	200m: 2:05.66 (32.63)				

4	Final 16 years				Official		
heat	Started at: 07:19 PM (+ 8 min)						
Lane	Competitor	Age	Club	RT	PTS	Rank	Result
0	Ethan O'Mara	16	Coas... 0.63			5	2:04.09 Entry: 2:05.44 -1.35
	50m: 27.93 100m: 59.45 (31.52) 150m: 1:31.79 (32.34)						
	200m: 2:04.09 (32.30)						
1	Aleksandr Kivilev	16	Whar... 0.65			9	2:07.79 Entry: 2:04.60 +3.19
	50m: 26.77 100m: 57.19 (30.42) 150m: 1:31.05 (33.86)						
	200m: 2:07.79 (36.74)						
2	Ryleigh McEwan	16	Mt M... 0.64			6	2:04.11 Entry: 2:04.26 -0.15
	50m: 27.65 100m: 58.86 (31.21) 150m: 1:31.44 (32.58)						
	200m: 2:04.11 (32.67)						
3	Bradley Searle	16	Unite... 0.60			4	2:01.00 Entry: 2:02.57 -1.57
	50m: 27.17 100m: 57.75 (30.58) 150m: 1:28.94 (31.19)						
	200m: 2:01.00 (32.06)						
4	Ariel Muchirahondo	16	Swi... 0.70			1	1:52.25 Entry: 1:54.57 -2.32
	50m: 25.88 100m: 54.23 (28.35) 150m: 1:23.42 (29.19)						
	200m: 1:52.25 (28.83)						
5	Orlando Hardie	16	Hamil... 0.66			3	1:58.04 Entry: 1:59.57 -1.53

	50m: 26.62 200m: 1:58.04 (31.05)	100m: 56.18 (29.56)	150m: 1:26.99 (30.81)	
6	 Damon Krauss	16	 Capit... 0.58	7 2:04.58 Entry: 2:02.85 +1.73
	50m: 28.38 200m: 2:04.58 (31.53)	100m: 1:00.45 (32.07)	150m: 1:33.05 (32.60)	
7	 Rui Hou	16	 Rosk... 0.67	2 1:57.63 Entry: 2:04.44 -6.81
	50m: 27.28 200m: 1:57.63 (29.25)	100m: 57.36 (30.08)	150m: 1:28.38 (31.02)	
8	 Caign Boonen	16	 St P... 0.70	10 2:08.46 Entry: 2:04.92 +3.54
	50m: 27.30 200m: 2:08.46 (35.75)	100m: 58.95 (31.65)	150m: 1:32.71 (33.76)	
9	 Sam Rowe	16	 Ice B... 0.68	8 2:04.87 Entry: 2:05.62 -0.75
	50m: 27.57 200m: 2:04.87 (32.48)	100m: 59.24 (31.67)	150m: 1:32.39 (33.15)	